

# MAX 12V / MAX 230V

Exposed downlights




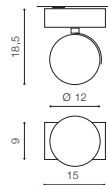
## MAX 1 12V

bulb not included

voltage: 12V	connect 1x QR111 MAX 50W	
IP20	dimer driver 12V – included	
	installation place	

COLOUR / NEW INDEX NO.

WHITE / BLACK (WH / BK) . . . . . **AZ1372**



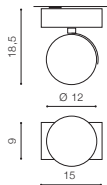
## MAX 1 230V

bulb not included

voltage: 230V	connect 1x ES111 MAX 50W	
IP20	or ADAP111 + GU10 Max 40W	
	installation place	

COLOUR / NEW INDEX NO.

WHITE / BLACK (WH / BK) . . . . . **AZ1373**



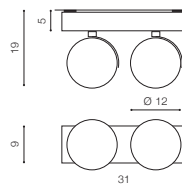
## MAX 2 12V

bulb not included

voltage: 12V	connect 2x QR111 MAX 50W	
IP20	dimer driver 12V – included	
	installation place	

COLOUR / NEW INDEX NO.

WHITE / BLACK (WH / BK) . . . . . **AZ1375**



\* - EXPLANATION SHORTCUT PAGE 2 (E)

